

RESCUE
COMPLETE RANGE

LUKAS

superior equipment for saving lives



LUKAS rescues WORLDWIDE

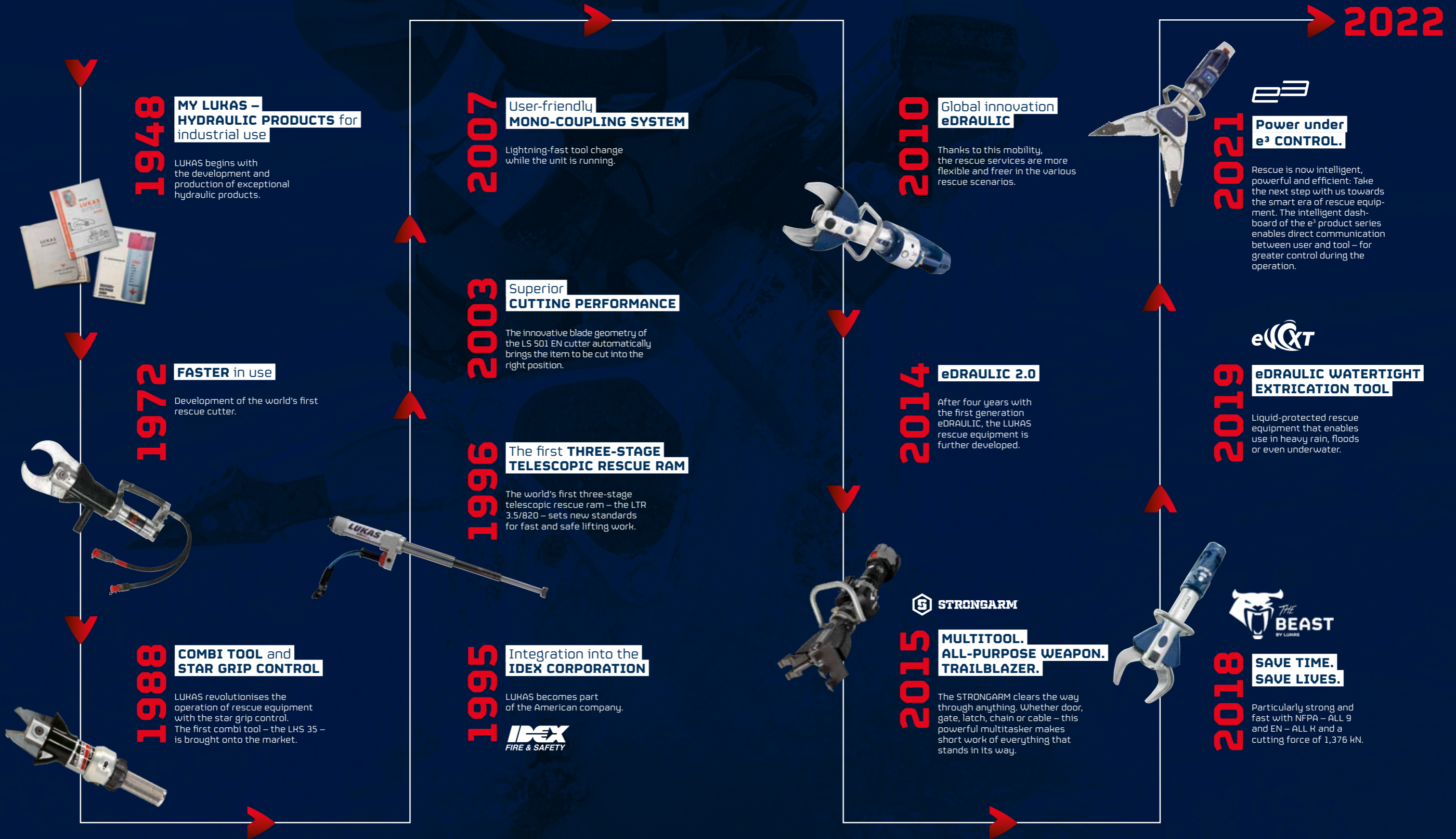
LUKAS has been developing hydraulic rescue equipment since 1972. Driven by commitment, passion and innovation, we have been setting standards in the rescue industry ever since. The invention of the rescue cutter, the world's first battery powered rescue equipment and, ten years later, the first battery powered tools for use under water are just three of the many revolutionary developments in our long company history.

With LUKAS rescue equipment you are ideally equipped and can master every application scenario. Top quality and technical sophistication are our standard now and in the future. With the **new e³ generation**, the exchange of information between rescuer and device is no longer a vision. From now on, operations will be more effective, smarter and more powerful!

Everything for a common mission: Saving lives.



HISTORY



1948

MY LUKAS – HYDRAULIC PRODUCTS for industrial use

LUKAS begins with the development and production of exceptional hydraulic products.



1972

FASTER in use

Development of the world's first rescue cutter.



1988

COMBI TOOL and **STAR GRIP CONTROL**

LUKAS revolutionises the operation of rescue equipment with the star grip control. The first combi tool – the LHS 35 – is brought onto the market.



2007

User-friendly **MONO-COUPLING SYSTEM**

Lightning-fast tool change while the unit is running.

2003

Superior **CUTTING PERFORMANCE**

The innovative blade geometry of the LS 501 EN cutter automatically brings the item to be cut into the right position.

1996

The first **THREE-STAGE TELESCOPIC RESCUE RAM**

The world's first three-stage telescopic rescue ram – the LTR 3.5/820 – sets new standards for fast and safe lifting work.



1995

Integration into the **IDEX CORPORATION**

LUKAS becomes part of the American company.



2010

Global innovation **eDRAULIC**

Thanks to this mobility, the rescue services are more flexible and freer in the various rescue scenarios.



2014

eDRAULIC 2.0

After four years with the first generation eDRAULIC, the LUKAS rescue equipment is further developed.



2015

STRONGARM

MULTITOOL. ALL-PURPOSE WEAPON. TRAILBLAZER.

The STRONGARM clears the way through anything. Whether door, gate, latch, chain or cable – this powerful multitasker makes short work of everything that stands in its way.



2021



Power under e³ CONTROL.

Rescue is now intelligent, powerful and efficient: Take the next step with us towards the smart era of rescue equipment. The intelligent dashboard of the e³ product series enables direct communication between user and tool – for greater control during the operation.



2019



eDRAULIC WATERTIGHT EXTRICATION TOOL

Liquid-protected rescue equipment that enables use in heavy rain, floods or even underwater.

2018



SAVE TIME. SAVE LIVES.

Particularly strong and fast with NFPA – ALL 9 and EN – ALL H and a cutting force of 1,376 kN.

2022

INNOVATIVE HYDRAULIC PRODUCTS since 1948

Trailblazing hydraulic products have been manufactured in Erlangen since the end of the 1940s: Initially only for industrial applications, rerailling equipment was added in 1955 and in 1972 LUKAS was the first supplier to develop a hydraulic cutter for rescue use. A milestone was thus laid for an entire branch.

The success story of the hydraulic products continues to the present day. Precision tools and innovations for three product lines have been developed and built at the Erlangen-based company for nearly 80 years now.



INNOVATIONS	8
e³	10
CUTTERS	14
SPREADERS	16
COMBINATION TOOLS	18
RESCUE RAMS	20
eWXT	22
CUTTERS	24
SPREADERS	25
COMBINATION TOOLS	26
RESCUE RAMS	27
RESCUE BATTERIES	28
RESCUE BATTERIES	30
STRONGARM	32
STRONGARM	34
HOSE-LINE RESCUE EQUIPMENT	36
CUTTERS	38
SPREADERS	40
COMBINATION TOOLS	41
SINGLE-STAGE RESCUE RAMS	42
TELESCOPIC RESCUE RAMS	43
POWER UNITS	44
POWER UNITS PETROL	46
POWER UNITS ELECTRIC	47
MOBILE POWER UNITS	48
POWER UNITS ACCESSORIES	49
EQUIPMENT	50
CUTTING AND DOOR OPENER SETS	52
LIFTING SETS	53
GLASS MANAGEMENT	54
PROTECTIVE EQUIPMENT	56
SUPPORT MATERIAL	57
SUPPORT SET	58
RAM SUPPORT	59
ACCESSORIES	60

EFFICIENT, POWERFUL and INTELLIGENT rescue equipment



HIGH-PERFORMANCE RESCUE BATTERY

- + 5 Ah, 9 Ah or 9 Ah saltwater battery (blue)
- + Constant power level, even with turbo function or in low temperatures
- + Improved handling of the insertion and locking mechanism
- + Longest operating time on the market



„SHARK TOOTH“ TIPS

- + Aggressive grip thanks to innovative 3-row arrangement of the steel teeth
- + Spreading, crushing and pulling without slipping off
- + Intuitive insertion due to press-and-click mechanism



DASHBOARD WITH PERFORMANCE DIAGNOSTICS DISPLAYS

- + Saltwater
- + Temperature
- + Turbo
- + Power
- + Roll warning
- + Capacity
- + Star grip



STAR GRIP

- + Activation/deactivation of the turbo function
- + Sensitive control
- + Intuitive operation for left and right-handed people
- + Clear separation of holding grip and control



BLADE GEOMETRY

- + Perfect retraction behaviour due to optimised blade geometry
- + Maximum cutting force due to automatic centring of the item to be cut
- + Can be reground
- + Usable with all coming vehicle generations



WATERPROOF AND IMPACT-RESISTANT

- + eWXT & e³ product series
- + e³ usable in saltwater with the appropriate battery
- + Usable for work in, on and under water
- + Protection class IP 58 with an immersion depth of 3 m for approx. 1 hour
- + Particularly durable, robust and impact-resistant

POWER UNDER e³ CONTROL

Are you ready for the next level of rescue operations?

Take the next step with us towards the smart era of rescue equipment. The intelligent dashboard of the e³ product series enables direct communication between user and rescue tool thanks to performance diagnostics displays on the dashboard – **for greater control during the operation.**



CONTROL, REGULATION AND CORRECTION



Saltwater

With the blue LUKAS e³ battery, rescue operations in saltwater at depths of 3 m for up to 60 minutes are no longer an issue. The saltwater icon will illuminate on the dashboard to confirm that a saltwatercompatible battery has been inserted.



Temperature

The temperature indicator alerts the user to the possibility of the tool overheating.



Roll warning

If the rescue tool detects an excessive angle change against the cutting direction, e.g. due to incorrect application of the tool, the color of the blue illuminated on/off button changes to red, prompting the user to adjust the angle and handle the rescue tool correctly. The user can now reposition the rescue tool – avoiding a hazardous situation and, as a result, not only working more efficiently, but also protecting the victim and themselves.



STAR GRIP

When the star grip is turned, the respective direction indicator lights up as long as the grip is turned in this direction. It shows the user at the moment of the work step whether the device is currently opening or closing.



Power

The power display scale indicates the pressure range in which the tool is operating while working and provides information about the remaining power resources.




Turbo

For even faster work, the e³ series has a turbo function that can easily be controlled via the star grip. The turbo is activated by “over-rotating” the star grip. The corresponding icon on the dashboard remains lit as long as the equipment’s turbo function is in use. As soon as the equipment encounters hard material, the intelligent turbo automatically switches off to ensure safe working.



Capacity

The rescue tool communicates with the LUKAS rescue battery via built-in software and provides the user with information about the battery’s remaining capacity. The charge level indicator is used to simplify monitoring of the battery’s remaining capacity and ensures that the user can swap out the battery in a timely manner.



e³ – CUTTERS

S 378 e³ / S 789 e³ / S 799 e³



1 Specially developed **HIGH-PERFORMANCE BATTERY**

2 **STAR GRIP** for sensitive operation in difficult positions without twisting the wrist

3 **DASHBOARD** with performance diagnostics displays

4 **LEDs** directed towards the tool head for optimum illumination

5 Flexible **ALL-ROUND GRIP** for variable positioning of the blades

6 Unique **BLADE GEOMETRY** with perfect retraction behaviour

	S 378 e ³	S 789 e ³	S 799 e ³
Article number	93-20-24	93-20-44	93-20-43
Cutting force up to ¹⁾	760 kN	1,100 kN	1,376 kN
Round steel up to Ø ²⁾	33 mm	42 mm	45 mm
Blade opening	202 mm	205 mm	204 mm
Dimensions ³⁾	846 × 235 × 253 mm	912 × 266 × 253 mm	930 × 265 × 253 mm
Weight ⁴⁾	18.4 kg	22.4 kg	24.9 kg
NFPA cutting classes	A7/B8/C7/D8/E8/F4	A8/B9/C8/D9/E9/F5	A9/B9/C9/D9/E9/F5
EN cutting class	I	K	K
EN cutting capacity	1I – 2J – 3K – 4J – 5J	1K – 2K – 3K – 4K – 5K	1K – 2K – 3K – 4K – 5K
Protection class	IP 58	IP 58	IP 58

¹⁾ theoretical ²⁾ according to EN 13204, NFPA 1936 ³⁾ L x W x H ⁴⁾ weight excluding power supply unit or battery

e³ – SPREADERS

SP 333 e³ / SP 555 e³ / SP 777 e³



SP 333 e³

SP 555 e³

SP 777 e³



1 **DASHBOARD** with performance diagnostics displays

2 **LEDs** directed towards the tool head for optimum illumination

3 Flexible **ALL-ROUND GRIP** for variable positioning of the spreader

4 **SHARK-TOOTH-TIPS** with aggressive grip for every material

5 **EXTRA-FLAT TIPS** for narrow gaps

	SP 333 e ³	SP 555 e ³	SP 777 e ³
Article number	93-10-13	93-10-23	93-10-31
Spreading force up to	836 kN	658 kN	600 kN
Spreading force 25 mm tip inwards (EN)	42 kN	52 kN	63 kN
Spreading travel	600 mm	730 mm	813 mm
Crushing force up to	144 kN	115 kN	122 kN
Pulling force	56 kN	58 kN	60 kN
Pulling travel	440 mm	569 mm	655 mm
Dimensions ¹⁾	823 x 256 x 253 mm	923 x 265 x 253 mm	997 x 309 x 253 mm
Weight ²⁾	17.1 kg	19.9 kg	23.4 kg
Protection class	IP 58	IP 58	IP 58

¹⁾ L x W x H ²⁾ excluding power supply unit or battery

e³ – COMBINATION TOOLS

SC 258 e³ / SC 358 e³ / SC 758 e³



SC 258 e³



SC 358 e³



SC 758 e³

	SC 258 e ³	SC 358 e ³	SC 758 e ³
Article number	93-30-14	93-30-23	93-30-35
Cutting force up to	280 kN	492 kN	885 kN
Round steel up to Ø ¹⁾	26 mm	35 mm	40 mm
Spreading force up to	700 kN	1,500 kN	1,500 kN
Spreading force 25 mm tip inwards	32 kN	38 kN	43 kN
Spreading travel	321 mm	368 mm	475 mm
Pulling force up to	34 kN	61 kN	94 kN
Pulling travel	330 mm	382 mm	340 mm
Dimensions ²⁾	792 x 210 x 253 mm	876 x 235 x 253 mm	987 x 266 x 253 mm
Weight ³⁾	14.4 kg	18.4 kg	24 kg
NFPA cutting classes	A6/B6/C6/D7/E7/F4	A7/B8/C7/D8/E7/F4	A8/B9/C9/D9/E9/F5
EN cutting class	F	I	J
EN cutting capacity	1G – 2F – 3F – 4F – 5G	1I – 2J – 3I – 4J – 5J	1J – 2K – 3K – 4K – 5K
Protection class	IP 58	IP 58	IP 58

¹⁾ according to EN 13204, NFPA 1936 ²⁾ L x W x H ³⁾ excluding power supply unit or battery



1 Specially developed **HIGH-PERFORMANCE BATTERY**

2 **STAR GRIP** for comfortable operation in difficult positions without twisting the wrist

3 **DASHBOARD** with performance diagnostics displays

4 **LEDs** directed towards the tool head for optimum illumination

5 Flexible **ALL-ROUND GRIP** for variable positioning of the device

6 Complete **CUTTING LENGTH** due to removable Shark-Tooth-Tips

7 Removable **SHARK-TOOTH-TIPS** with aggressive grip for every use

e³ – RESCUE RAMS

R 520 e³ / R 521 e³ / R 522 e³



	R 520 e ³	R 521 e ³	R 522 e ³
Article number	93-40-11	93-40-12	93-40-13
Extended length	1,126 mm	1,359 mm	1,503 mm
Piston stroke – piston 1	325 mm	403 mm	451 mm
Lifting force – piston 1	127 kN	127 kN	127 kN
Piston stroke – piston 2	299 mm	377 mm	425 mm
Lifting force – piston 2	60 kN	60 kN	60 kN
Total stroke	624 mm	780 mm	876 mm
Dimensions ¹⁾	502 x 140 x 327 mm	579 x 140 x 327 mm	627 x 140 x 327 mm
Weight ²⁾	17.2 kg	19.0 kg	20.3 kg
Protection class	IP 58	IP 58	IP 58

¹⁾ L x W x H ²⁾ excluding power supply unit or battery



1 Rotatable, sharp **CLAW** with prism attachment for extremely strong grip

2 2-stage **TELESCOPIC RAM** for extra-long stroke

3 **LEDs** distributed over the housing provide the necessary illumination

4 **DASHBOARD** with performance diagnostics displays

5 **STAR GRIP** for sensitive operation in difficult positions without twisting the wrist

6 **BATTERY COMPARTMENT** protects the battery against external force

7 Specially developed **HIGH-PERFORMANCE BATTERY**

8 **HOUSING** is rotatable by 360° under pressure for improved access to the vehicle interior

**ROBUST.
WATERPROOF.
eDRAULIC.**

The eDraulic Watertight Extraction Tools offer the familiar powerful performance, high speed and the proven safety of LUKAS products. These are liquid-protected items of rescue equipment that can be used in heavy rain, floods or even under water without problems, because they are waterproof.


To suit the e³ and eWXT series, there is a 5 Ah or 9 Ah rescue battery with the longest operating time on the market.

eWXT

**SAVE TIME.
SAVE LIVES.**

eWXT – CUTTERS

S 312 eWXT / S 378 eWXT / S 788 eWXT / S 789 eWXT / S 799 eWXT



eWXT – SPREADERS

SP 333 eWXT / SP 555 eWXT / SP 777 eWXT



	S 312 eWXT	S 378 eWXT	S 788 eWXT	S 789 eWXT	S 799 eWXT
Article number	90-25-32	90-25-24	90-25-42	90-25-44	90-25-43
Cutting force up to ¹⁾	680 kN	760 kN	1,101 kN	1,100 kN	1,376 kN
Round steel up to ²⁾	35 mm	33 mm	42 mm	42 mm	45 mm
Blade opening	160 mm	202 mm	200 mm	205 mm	204 mm
Dimensions ³⁾	825 x 235 x 253 mm	846 x 235 x 253 mm	904 x 266 x 253 mm	912 x 266 x 253 mm	930 x 265 x 253 mm
Weight ⁴⁾	18.1 kg	18.4 kg	22.2 kg	22.4 kg	24.9 kg
NFPA cutting classes	A7/B8/C7/D7/E7	A7/B8/C7/D8/E8/F4	A8/B9/C8/D9/E9/F4	A8/B9/C8/D9/E9/F5	A9/B9/C9/D9/E9/F5
EN cutting class	I	I	K	K	K
EN cutting capacity	1I – 2J – 3I – 4J – 5J	1I – 2J – 3K – 4J – 5J	1K – 2K – 3K – 4K – 5K	1K – 2K – 3K – 4K – 5K	1K – 2K – 3K – 4K – 5K
Protection class	IP 58	IP 58	IP 58	IP 58	IP 58


¹⁾ theoretical ²⁾ according to EN 13204, NFPA 1936 ³⁾ L x W x H ⁴⁾ weight excluding power supply unit or battery

	SP 333 eWXT	SP 555 eWXT	SP 777 eWXT
Article number	90-15-13	90-15-23	90-15-31
Spreading force	42 – 836 kN	52 – 658 kN	63 – 600 kN
Spreading travel	600 mm	730 mm	813 mm
Crushing force up to	144 kN	115 kN	122 kN
Pulling force	56 kN	58 kN	60 kN
Pulling travel	440 mm	569 mm	655 mm
Dimensions ¹⁾	823 x 256 x 253 mm	923 x 265 x 253 mm	997 x 309 x 253 mm
Weight ²⁾	17.1 kg	19.9 kg	23.4 kg
Protection class	IP 58	IP 58	IP 58

¹⁾ L x W x H ²⁾ excluding power supply unit or battery

eWXT – COMBINATION TOOLS

SC 258 eWXT / SC 358 eWXT / SC 758 eWXT



eWXT – RESCUE RAMS

R 520 eWXT / R 521 eWXT / R 522 eWXT



	SC 258 eWXT	SC 358 eWXT	SC 758 eWXT
Article number	90-35-14	90-35-23	90-35-35
Cutting force up to	280 kN	492 kN	885 kN
Round steel up to Ø ¹⁾	26 mm	35 mm	40 mm
Spreading force up to	700 kN	1,500 kN	1,500 kN
Spreading force 25 mm tip inwards	32 kN	38 kN	43 kN
Spreading travel	321 mm	368 mm	475 mm
Pulling force up to	34 kN	61 kN	94 kN
Pulling travel	330 mm	382 mm	340 mm
Dimensions ²⁾	792 × 210 × 253 mm	876 × 235 × 253 mm	980 × 266 × 253 mm
Weight ³⁾	14.4 kg	18.4 kg	24 kg
NFPA cutting classes	A6/B6/C6/D7/E7/F4	A7/B8/C7/D8/E7/F4	A8/B9/C9/D9/E9/F5
EN cutting class	F	I	J
EN cutting capacity	1G – 2F – 3F – 4F – 5G	1I – 2J – 3I – 4J – 5J	1J – 2K – 3K – 4K – 5K
Protection class	IP 58	IP 58	IP 58

¹⁾ according to EN 13204, NFPA 1936 ²⁾ L x W x H ³⁾ excluding power supply unit or battery

	R 520 eWXT	R 521 eWXT	R 522 eWXT
Article number	90-45-11	90-45-12	90-45-13
Extended length	1,126 mm	1,359 mm	1,503 mm
Piston stroke – piston 1	325 mm	403 mm	451 mm
Lifting force – piston 1	127 kN	127 kN	127 kN
Piston stroke – piston 2	299 mm	377 mm	425 mm
Lifting force – piston 2	60 kN	60 kN	60 kN
Total stroke	624 mm	780 mm	876 mm
Dimensions ¹⁾	502 × 140 × 327 mm	579 × 140 × 327 mm	627 × 140 × 327 mm
Weight ²⁾	17.2 kg	19.0 kg	20.3 kg
Protection class	IP 58	IP 58	IP 58

¹⁾ L x W x H ²⁾ excluding power supply unit or battery

RESCUE BATTERIES

MOST POWERFUL batteries on the GLOBAL MARKET!

The LUKAS rescue batteries have been specially developed for operations and are designed to allow peak currents to be drawn whenever they have to deliver the required performance.

Our battery technology works reliably and at a high level: more built-in cells in the battery lead to increased performance, which prevents premature shutdown, but is also essential in extreme situations.

The LUKAS rescue equipment is supplied by our batteries with a constant energy stream, which not only ensures the constant performance of the tool, but also extends the service life of the battery.

A reliable partner when every second counts.



IMEX
FIRE & SAFETY

HURST Jaws of Life, Inc.
711 North Post Rd - Shelby NC 28150 - USA
Lukas Hydraulik GmbH
Weinstraße 39 91058 Erlangen Germany
Akron Brass
343 Venture Blvd, Wooster, OH 44691, USA

25.2V DC / 9.0Ah 226.8Wh
IP68

Follow manufacturer's instructions.
Caution: risk of fire and burns.
Rechargeable
Li-Ion TMR 1946-3
IEC62133
UN38.3

CE, AP, AKKUPOWER

RESCUE BATTERIES

5 Ah / 9 Ah / 9 Ah SALTWATER



5 Ah



9 Ah



9 Ah Saltwater

9 Ah: **Most powerful batteries** on the **GLOBAL MARKET!**

	5 Ah	9 Ah	9 Ah SALZWASSER
Article number	90-53-14	90-53-15	90-53-18
Dimensions ¹⁾	176 x 97 x 70 mm	176 x 97 x 89 mm	176 x 97 x 89 mm
Rated voltage	25.2VDC	25.2VDC	25.2VDC
Capacity	5.0Ah	9.0 Ah	9.0Ah
Energy	126Wh	227Wh	227Wh
Charging time	1.5 hrs	2.5 hrs	2.5 hrs.
Weight	1.2 kg	1.6 kg	1.6 kg

¹⁾ L x W x H



1 Battery can be pulled out through **CLICK-OUT MECHANISM**

2 9Ah saltwater: Repulsion of saltwater due to special **SEALS** and **SPECIAL GEL** on the contacts

3 Charging cycles and error codes can be read off by pressing the **ON/OFF SWITCH**

BE PREPARED for any
UNEXPECTED SITUATION

Every operation requires maximum concentration and perfect equipment. So that you are equipped for any situation, LUKAS has developed a universal tool that supports you reliably and powerfully in your operation – the StrongArm can open doors and gates, cut chains, locks and bolts and lift or push away obstacles.


Regardless of whether spreading, lifting or cutting is required:
The StrongArm can be used variably for every scenario.



STRONGARM™

**MULTITOOl.
ALL-PURPOSE WEAPON.
TRAILBLAZER.**

STRONGARM™
E 100 / LE 100



1 Specially developed **HIGH-PERFORMANCE BATTERY**

2 **STAR GRIP** for sensitive operation in difficult positions without twisting the wrist

3 Universal **ATTACHMENT RAIL** for lighting, etc.

4 Flexible **ALL-ROUND GRIP** for variable positioning of the StrongArm

5 Especially for use in the high-temperature range thanks to heat-resistant **HOUSING**

6 Easy **TIP CHANGE** due to large locking buttons

	E 100	LE 100
Article number	95-10-15	95-10-17
Cutting force up to	155 kN	155 kN
Round steel up to ¹⁾	22.2 mm	22.2 mm
Blade opening with combination tips	215 mm	215 mm
Spreading force	28 – 700 kN	28 – 700 kN
Spreading travel with door-opening tips	184 mm	184 mm
Spreading travel with combination tips	215 mm	215 mm
Dimensions with combination tips ²⁾	796 × 195 × 210 mm	796 × 195 × 210 mm
Weight ³⁾	9.8 kg	9.8 kg
NFPA cutting classes	A5/B3/C5/D6/E6	A5/B3/C5/D6/E6
EN cutting classes	1E – 2D – 3D – 4D – 5D	1E – 2D – 3D – 4D – 5D

¹⁾ according to EN 13204, NFPA 1936 ²⁾ L x W x H ³⁾ excluding battery and tips

**HOSE-LINE
RESCUE EQUIPMENT**

TIRELESS HELPERS
for every operation scenario

The classic rescue variant for fire brigades in operation – the helpers have been working with hose-line rescue equipment for many years. Cutters, spreaders, combination tools and rams are very powerful due to the hose connection to various power units.

The LUKAS power units are equipped with a turbo function. With a single hand movement, you can merge two oil flows and thus achieve the double working speed. Because every second counts in operation.



CUTTERS

S 120 / S 312 / S 777



S 120



S 312



S 377

CUTTERS

S 378 / S 788 / S 789 / S 799



S 378



S 788



S 789



S 799

	S 120	S 312	S 377
Article number	81-20-10	81-20-22	81-20-23
Cutting force up to ¹⁾	183 kN	680 kN	650 kN
Round steel up to w ²⁾	22 mm	35 mm	33 mm
Blade opening	53 mm	160 mm	206 mm
Oil requirement	17 cm ³	110 cm ³	110 cm ³
Dimensions ³⁾	346 x 130 x 87 mm	724 x 228 x 172 mm	736 x 228 x 172 mm
Weight	4.3 kg	14.5 kg	15.3 kg
NFPA cutting classes	A4/B3/C2/D3/E3	A7/B8/C7/D7/E7	A7/B8/C7/D7/E8
EN classification	AC 53 B-4.3	BC 160 I-14.5	BC 180 I-15.3
EN cutting class	-	I	I
EN cutting capacity	1D - 2C - 3B	1I - 2J - 3I - 4J - 5J	1I - 2J - 3I - 4J - 5J

¹⁾ theoretical ²⁾ according to EN 13204, NFPA 1936 ³⁾ L x W x H

	S 378	S 788	S 789	S 799
Article number	81-20-24	81-20-42	81-20-44	81-20-43
Cutting force up to ¹⁾	760 kN	1,101 kN	1,100 kN	1,310 kN
Round steel up to Ø ²⁾	35 mm	42 mm	42 mm	45 mm
Blade opening	202 mm	200 mm	205 mm	204 mm
Oil requirement	140 cm ³	295 cm ³	295 cm ³	394 cm ³
Dimensions ³⁾	805 x 228 x 172 mm	801 x 279 x 187 mm	805 x 279 x 187 mm	828 x 291 x 194 mm
Weight	14.8 kg	18.7 kg	18.8 kg	21.3 kg
NFPA cutting classes	A7/B8/C7/D8/E8/F4	A8/B9/C8/D9/E9	A8/B9/C8/D9/E9/F5	A9/B9/C9/D9/E9/F5
EN classification	BC 180 I-14.9	CC 200 K-18.7	CC 205 K-18.8	CC 200 K-21.3
EN cutting capacity	1I - 2J - 3K - 4J - 5J	1K - 2K - 3K - 4K - 5K	1K - 2K - 3K - 4K - 5K	1K - 2K - 3K - 4K - 5K

¹⁾ theoretical ²⁾ according to EN 13204, NFPA 1936 ³⁾ L x W x H

SPREADERS

SP 333 / SP 555 / SP 777



COMBINATION TOOLS

SC 250 M / SC 358 / SC 758



	SP 333	SP 555	SP 777
Article number	81-10-13	81-10-23	81-10-35
Spreading force	42 – 836 kN	52 – 658 kN	63 – 600 kN
Tip opening	600 mm	730 mm	813 mm
Crushing force up to	144 kN	115 kN	122 kN
Pulling force	56 kN	58 kN	60 kN
Pulling travel	440 mm	569 mm	655 mm
Oil requirement	150 cm ³	240 cm ³	385 cm ³
Dimensions ¹⁾	723 × 285 × 202 mm	823 × 285 × 202 mm	898 × 309 × 202 mm
Weight	13.4 kg	16.2 kg	19.7 kg
EN classification	AS 42 600-13.4	AS 52 730-16.2	BS 63 813-19.7

¹⁾ L x W x H

	SC 250 M	SC 358	SC 758
Article number	81-30-10	81-30-22	81-30-35
Cutting force up to ¹⁾	261 kN	492 kN	885 kN
Round steel up to Ø ²⁾	26 mm	35 mm	40 mm
Spreading force	405 kN	38 – 1,500 kN ⁴⁾	43 – 1,150 kN
Spreading travel	308 mm	368 mm	430 mm
Pulling force up to	32 kN	61 kN ⁵⁾	94 kN
Pulling travel	334 mm	382 mm ⁵⁾	340 mm
Oil requirement	–	110 cm ³	235 cm ³
Dimensions ³⁾	850 × 190 × 158 mm	774 × 228 × 172 mm	876 × 301 × 206 mm
Weight	11.9 kg	14.8 kg	20.7 kg
NFPA cutting classes	A6/B6/C6/D7/E7	A7/B8/C7/D8/E7/F4	A8/B9/C8/D9/E9/F5
EN classification	–	CK 38/368 I-14.8	CK 43/475-J-20.7
EN cutting capacity	–	1I – 2J – 3I – 4J – 5J ²⁾	1J – 2K – 3K – 4K – 5K

¹⁾ theoretical ²⁾ according to EN 13204, NFPA 1936 ³⁾ L x W x H ⁴⁾ 25 mm away from the tips
⁵⁾ with KSV 11 chain set and adapter set

SINGLE-STAGE RESCUE RAMS

R 410 / R 412 / R 414



TELESCOPIC RESCUE RAMS

R 420 / R 422 / R 424 / R 430



	R 410	R 412	R 414
Article number	81-40-20	81-40-22	81-40-24
Total stroke	–	–	–
Piston stroke – piston 1	300 mm	500 mm	700 mm
Lifting force – piston 1	137 kN	137 kN	124 kN
Piston stroke – piston 2	–	–	–
Lifting force – piston 2	–	–	–
Piston stroke – piston 3	–	–	–
Lifting force – piston 3	–	–	–
Retracted length	450 mm	680 mm	900 mm
Extended length	750 mm	1,180 mm	1,600 mm
Oil requirement	477 cm ³	795 cm ³	1,110 cm ³
Dimensions ¹⁾	450 × 95 × 174 mm	680 × 95 × 174 mm	900 × 95 × 174 mm
Weight	13.0 kg	17.7 kg	24.2 kg

¹⁾ L x W x H

	R 420	R 422	R 424	R 430
Article number	81-40-30	81-40-32	81-40-34	81-40-40
Total stroke	575 mm	705 mm	875 mm	820 mm
Piston stroke – piston 1	295 mm	365 mm	445 mm	295 mm
Lifting force – piston 1	269 kN	269 kN	269 kN	269 kN
Piston stroke – piston 2	280 mm	340 mm	430 mm	280 mm
Lifting force – piston 2	134 kN	134 kN	134 kN	134 kN
Piston stroke – piston 3	–	–	–	245 mm
Lifting force – piston 3	–	–	–	39 kN
Retracted length	480 mm	550 mm	625 mm	475 mm
Extended length	1,055 mm	1,255 mm	1,500 mm	1,295 mm
Oil requirement	1,410 cm ³	1,740 cm ³	2,140 cm ³	1,700 cm ³
Dimensions ¹⁾	480 × 112 × 221 mm	550 × 112 × 221 mm	625 × 112 × 221 mm	475 × 112 × 221 mm
Weight	16.8 kg	18.8 kg	21.0 kg	17.7 kg

¹⁾ L x W x H

POWER UNITS

Maximum performance
with **TURBO FUNCTION**

LUKAS power units are handy, light and flexible in use. They are equipped with petrol engines or electric motors and have a sufficiently high delivery rate with the possibility to connect up to two rescue tools at the same time. A rescue scenario involving work on several cars at the same time is easily possible with our power units.

Rescue at twice the speed and bring movement into the operation with the turbo function. The hydraulic rescue tool can provide extra speed in this special mode where power is needed quickly.

The LUKAS power units are compact, intelligent power suppliers and keep you covered.



POWER UNITS

P 635 SG / P 635 SG DHR 20 / P 635 SG DHR-COAX
PETROL ENGINE



POWER UNITS

P 635 SE / P 635 SE DHR 20 / P 635 SE DHR-COAX
ELECTRIC MOTOR



	P 635 SG	P 635 SG DHR 20	P 635 SG DHR-COAX
Article number	81-53-40	81-54-43	81-54-40
Engine	4-stroke petrol engine	4-stroke petrol engine	4-stroke petrol engine
Connection	2 tools	2 tools	2 tools
Operation	2 tools	2 tools	2 tools
Turbo function	included	included	included
Max. output	2.4 kW	2.4 kW	2.4 kW
Max. operating pressure	700 bar	700 bar	700 bar
Delivery rate Low/high pressure	2 × 3.0–2 × 0.79 l/min	2 × 3.0–2 × 0.79 l/min	2 × 3.0–2 × 0.79 l/min
Turbo delivery rate Low/high pressure	1 × 5.8–1 × 1.53 l/min	1 × 5.8–1 × 1.53 l/min	1 × 5.8–1 × 1.53 l/min
Usable oil quantity	5 l	5 l	5 l
Dimensions ¹⁾	440 × 440 × 445 mm	798 × 440 × 600 mm	820 × 440 × 600 mm
Weight ²⁾	32.7 kg	72.7 kg	74.5 kg
Hose length	–	2 × 20 m double hose	2 × 20 m mono-hose
Certification	EN 13204, NFPA 1936	EN 13204, NFPA 1936	EN 13204, NFPA 1936

¹⁾ L x W x H ²⁾ incl. petrol for 1 hr and 4.3 l hydraulic oil

	P 635 SE	P 635 SE DHR 20	P 635 SE DHR-COAX
Article number	81-53-41	81-54-44	81-54-41
Engine	230 V electric motor	230 V electric motor	230 V electric motor
Connection	2 tools	2 tools	2 tools
Operation	2 tools	2 tools	2 tools
Turbo function	included	included	included
Max. output	2.2 kW	2.2 kW	2.2 kW
Max. operating pressure	700 bar	700 bar	700 bar
Delivery rate Low/high pressure	2 × 2.4–2 × 0.55 l/min	2 × 2.4–2 × 0.55 l/min	2 × 2.4–2 × 0.55 l/min
Turbo delivery rate Low/high pressure	1 × 4.7–1 × 1.24 l/min	1 × 4.7–1 × 1.24 l/min	1 × 4.7–1 × 1.24 l/min
Usable oil quantity	5 l	5 l	5 l
Dimensions ¹⁾	440 × 440 × 445 mm	798 × 440 × 600 mm	820 × 440 × 600 mm
Weight ²⁾	36.7 kg	76.7 kg	78.5 kg
Hose length	–	2 × 20 m double hose	2 × 20 m mono-hose
Certification	EN 13204, NFPA 1936	EN 13204, NFPA 1936	EN 13204, NFPA 1936

¹⁾ L x W x H ²⁾ incl. 4.3 l hydraulic oil

MOBILE POWER UNITS

P 605 OE / P 630 OG / P 630 SG



POWER UNITS ACCESSORIES

HAND PUMP / SHR 20 / EXTENSION HOSE PAIR / MONO-HOSE



	P 605 OE	P 630 OG	P 630 SG
Article number	81-53-60	81-53-27	81-53-20
Engine	High-performance battery	4-stroke petrol engine	4-stroke petrol engine
Connection	1 tool	1 tool	2 tools
Operation	1 tool	1 tool	2 tools
Turbo function	-	-	included
Max. output	1.6kW	1.6kW	2.2kW
Max. operating pressure	700bar	700bar	700bar
Delivery rate Low/high pressure	2.7-0.6l/min	1x3.2 - 1x0.7l/min	2x3.0-2x0.79l/min
Turbo delivery rate Low/high pressure	-	-	1x5.8-1x1.53l/min
Usable oil quantity	5.0l	3.0 l	3.0 l
Maximum filling quantity	5.0l	3.0l	3.0l
Dimensions ¹⁾	457x200x319mm	420x304x408mm	495x360x445mm
Weight	12.5kg	15.9kg	24.1kg
Certification	-	EN 13204; NFPA 1936	EN 13204; NFPA 1936

¹⁾ L x W x H

	HAND PUMP	SHR 20	EXTENSION HOSE PAIR	MONO-HOSE
Article number	81-50-35	81-60-20	81-63-05	19-66-01000/-04000/-07000
Length	-	20m	5m/10m	5m/10m/15m
Dimensions ¹⁾	655 x 200 x 160mm	-	-	-
Delivery rate Low/high pressure	17-1.55cm ³	-	-	-
Filling quantity	2.4l	-	-	-
Weight	9.8kg	18kg	3.5kg/6.0kg	3.65kg/6.1kg/8.6kg
Oil volume	1.8l	-	-	-

¹⁾ L x W x H



EQUIPMENT

**You can rely
on the LUKAS
ACCESSORIES**

The safety of people and rescuers in operation is crucial! Our LUKAS accessories have taken precisely this demand to heart. In order to make your work at the scene easier, LUKAS offers you not only the classic cutting, door opening and lifting sets, but also has a range of suitable protective equipment, glass management helpers and a sophisticated support system to choose from.

It's often the little things that contribute effectively to success.



CUTTING AND DOOR OPENER SETS

HTS 99 / LCS 99 / COMBINATION SET



Hydraulic door opener HTS 99



Mini cutting tool LCS 99



Combination set, consisting of HT 99 and LC 99

LIFTING SETS

H1 / H2



	HTS 99 (in a case)	LCS 99 (in a case)	HT 99/LC 99 COMBINATION SET (in a case)
Article number	81-81-22	81-81-11	81-81-32
Cutting force up to	90 kN	75 kN	75 kN
Spreading force up to	–	–	90 kN
Stroke	100 mm	–	100 mm
Blade opening	–	40 mm	40 mm
Weight of set	13 kg	10 kg	16 kg
Box dimensions	–	–	400 × 310 × 190 mm

	H1	H2
Article number	81-82-10	81-82-20
Hand pump with connecting hose	2 ×	1 ×
Cylinder	2 × LKZ 15/150	2 × LKZ 15/150
Cylinder	2 × LKZ 15/50	–
Two-way distribution valve with 2 × 5 m hose	1 ×	1 ×
Base plates	2 ×	2 ×
Foot lifter	2 ×	2 ×
Wedges	2 ×	2 ×
Extensions	2 ×	2 ×
Storage box	2 pieces, each 600 × 400 × 220 mm	1 piece, 600 × 400 × 220 mm
Lifting force	150 kN	150 kN
Operating pressure	700 bar	700 bar
Total weight	53.4 kg	35.5 kg

GLASS MANAGEMENT

LX GLASS / LX CUT / LX GUARD / LES 18 FLEX

LX GLASS – glass management set
 Dimensions: 520x390x135 mm, 5 kg
 Art. no. 81-71-40



LX CUT – glass saw
 0.7 kg
 Art. no. 81-71-25



LX GUARD – splinter guard
 1 kg
 Art. no. 81-74-42



LES 18 FLEX
 1.4 kg
 Art. no. 81-71-12
 Supplied in a case.
 Content:
 1 x LES 18 flex saw
 1 x 230 V charger
 2 x 18 V batteries
 4 x saw blades, 152 mm long



PROTECTIVE EQUIPMENT

LX DRIVER / LX PASSENGER / LX COVER / LX BASE

LX DRIVER – Air Bag Safe Set for cars
 Dimensions: 380x290x100mm, 1.7 kg
 Ø 35–39mm, Ø 40–45mm
 Art. no. 81-74-30



LX PASSENGER – front seat passenger Air Bag Safe
 Art. no. 81-74-31



LX COVER S – 1 x large protective cover, 1x small protective cover, 2 x protective bags, 1 x carrier bag
 Art. no. 81-74-50

LX COVER L – 1 x large protective cover, 2 x small protective covers, 4 x protective bags, 1 x carrier bag
 Art. no. 81-74-51



LX BASE – provision tarpaulin
 Dimensions: 2x2.5m
 Art. no. 81-74-40



SUPPORT MATERIAL

SUPPORT SETS AND SYSTEMS

Support set 1 – blocks and wedges
 12.5kg
 Art. no. 81-72-80



Support set 2 – blocks and wedges
 25kg
 Art. no. 81-72-81



Support system – block
 6.7kg
 Art. no. 81-72-40



Support system – stair with wedge
 8.2kg
 Art. no. 81-72-30



SUPPORT SET

LX STRUT



LX STRUT

LX STRUT

Article number	81-72-50
Content	1 support
Retracted length	approx. 1,070 mm
Extended length	approx. 1,850 mm
Weight per support	5.1 kg
Maximum support load in longitudinal direction	2,170 kg
Length of strap	4,000mm



RAM SUPPORT

LX CLAW / LX RAM C / LX RAM T / LX RAM KIT



LX CLAW

LX RAM C

LX RAM T

LX RAM KIT

LX CLAW

(Set S & L)

LX RAM C

LX RAM T

LX RAM KIT

	LX CLAW (Set S & L)	LX RAM C	LX RAM T	LX RAM KIT
Article number	81-68-45	81-68-43	81-68-44	81-68-41
Weight	S = 6.8 kg L = 8.2 kg	12.1 kg	7.7 kg	8.82 kg
Dimensions	S = 347 × 301 × 95 mm L = 434 × 376 × 95 mm	H = 130 mm	470 × 167 × 191 mm	300 × 330 × 130 mm
Rated load	403.5 kN	135 kN	269 kN	–

ACCESSORIES

Combination tools



Pulling attachment
Art. no. 81-67-32

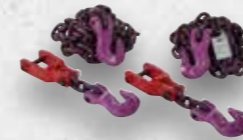


**SC 358 eWXT/e³
Transport box**
Dimensions: 1,430×415×296 mm
Art. no. 90-68-32

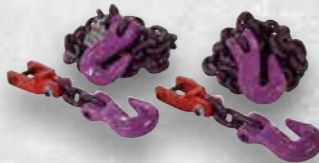


**Door opener tip set
for the SC 358**
Art. no. 81-67-23

Spreaders



KSV 11
Art. no. 81-67-20



KSV 8 / 258
Art. no. 81-67-11

Strongarm



Shoulder strap
Art. no. 95-71-20



Transport case
Art. no. 123C146



**Heat-resistant high-
performance battery**
Art. no. 273100610

Rescue batteries



Rescue battery E2
Art. no. 90-53-11



Charger E2
12–24V, art. no. 81-53-14
230V, art. no. 81-53-12



Charger for eWXT/e³ battery
12–24V, art. no. 90-53-22
100V–240V, art. no. 90-53-20



Back carrying frame
Art. no. 95-71-10



Charger
Art. no. 95-53-11



Power supply unit E2
230V, 50Hz
Art. no. 90-53-12



Power supply unit eWXT/e³
230V, 50Hz
Art. no. 90-53-30




Battery bag for:
3 batteries, 1 charger
Art. no. 90-74-11

Additional equipment



**LX CABIN –
Truck cab securing set**
Dimensions: 440×135×350 mm, 6 kg
Art. no. 81-74-41



Rescue platform
LRP, Dimensions: 1,770×850 mm,
49 kg, load 500 kg
Art. no. 81-73-50



LX SCOUT
14,000 lm, 4.9 kg
Art. no. 81-75-10

THE IDEX FIRE & SAFETY FAMILY always stands behind you!



LUKAS



HURST
JAWS OF LIFE



GODIVA



AKRON
BRASS COMPANY

IDEX
INDIA

WELDON
A DIVISION OF AKRON BRASS

LUKAS Hydraulik GmbH · A Unit of IDEX Corporation
Weinstraße 39 · 91058 Erlangen · Germany · www.lukas.com
Phone +49 9131 698-0 · **E-Mail** lukas.info@idexcorp.com

© Copyright | 02/2022 1.4 | LUKAS Hydraulik GmbH
Subject to changes and errors